



Index:

Tool rack

Use

0 986 614 040
0 986 614 042

VP 29 / 30 / 44
Empty rack

0 986 614 110
0 986 614 112

Removing and fitting (I)
Empty rack

0 986 614 120
0 986 614 122

Removing and fitting (II)
Empty rack

0 986 614 130
0 986 614 132

Removing and fitting (III)
Empty rack

0 986 614 150
0 986 614 152

A-Pumps (I)
Empty board

0 986 614 160
0 986 614 162

A-Pumps (II)
Empty rack

0 986 614 170
0 986 614 172

M-Pumps
Empty rack

0 986 614 180
0 986 614 182

MW- / RW- Pumps
Empty rack

0 986 614 190
0 986 614 192

Controller
Empty rack

0 986 614 200
0 986 614 202

Injection advance
Empty rack

0 986 614 210
0 986 614 212

VA-Pumps
Empty rack

Tool rack**Use**

0 986 614 220
0 986 614 222

VE-Pumps (I)
Empty rack

0 986 614 230
0 986 614 232

VE-Pumps (II)
Empty rack

0 986 614 240
0 986 614 242

P-Pumps (I)
Empty rack

0 986 614 250
0 986 614 252

P-Pumps (II)
Empty rack

0 986 614 260
0 986 614 262

P-Pumps (III)
Empty rack

0 986 614 270
0 986 614 272

P-Pumps (IV)
Empty rack

0 986 614 290
0 986 614 292

Z (WM) –Pumps
Empty rack

0 986 614 330
0 986 614 332

P 10 –Pumps
Empty rack

0 986 614 340
0 986 614 342

CR- CP1
Empty rack

0 986 614 400
0 986 614 402

EDC
Empty rack

0 986 614 415
0 986 614 417

H / R / M
Empty rack

0 986 617 010
0 986 617 012

Starter motors (I)
Empty rack

0 986 617 030
0 986 617 032

Starter motors (II)
Empty rack

0 986 617 040
0 986 617 042

Starter motors (III)
Empty rack

0 986 618 010
0 986 618 012

Alternators
Empty rack

Tool rack

0 986 619 010
0 986 619 012

Use









Bearing pullers / crowns
Empty rack



VP 29 / 30 / 44

Tool rack with tools 0 986 614 040
Empty rack 0 986 614 042

BOSCH Nr.	Name	Piece	Picture
0 986 612 252	Striking tool	1	
0 986 612 255	Assembly device	1	
0 986 612 448	Assembly mandrel	1	
0 986 612 846	Press-in tool	1	
0 986 612 844	Press-in tool	1	
0 986 612 459	Force-sensing device	1	
0 986 612 465	Extraction device	1	
0 986 612 503	Press-in tool	1	
0 986 612 808	Assembly mandrel	1	
0 986 612 809	Socket	1	
0 986 612 810	Sleeve	1	
0 986 612 812	Punch	1	
0 986 612 813	Removal tool	1	


BOSCH Nr.	Name	Piece	Picture
0 986 612 816	Assembly device	1	
0 986 612 817	Assembly device	1	
0 986 612 818	Pressure plate	1	
0 986 612 819	Screwing jig	1	
0 986 612 822	Bolt	1 set = 2 pieces	
0 986 612 823	Puller device	1	
0 986 612 829	Pressing-off device	1	
0 986 614 046	Test device	1	
1 688 130 237	Measuring device	1	X
1 688 130 239	Measuring device	1	X



Removing and fitting (I)

Tool rack with tools 0 986 614 110
Empty rack 0 986 614 112












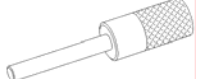
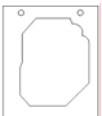
BOSCH Nr.	Name	Piece	Picture
0 986 611 292	Puller claw	1	
0 986 611 500	Measurement device (40mm)	1	
0 986 611 616	Distance piece (2-part)	1	
0 986 611 754	Measurement device (53 mm)	1	
0 986 611 816	Alignment mandrel	1	
0 986 611 825	Setting ruler	1	
0 986 611 826	Puller	1	
0 986 611 832	Puller	1	
0 986 611 838	Belt tension measuring device	1	
0 986 611 839	Alignment mandrel	1	
0 986 611 840	Alignment mandrel	1	
0 986 611 843	Measurement device (97 mm)	1	
0 986 611 847	Measurement insert (50 mm)	1	
0 986 612 480	Measurement device	1	

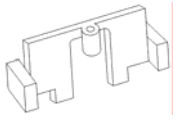




Removing and fitting (II)

Tool rack with tools
Empty rack

0 986 614 120
0 986 614 122

BOSCH Nr.	Name	Piece	Picture
0 986 611 823	Ring spanner	1	
0 986 611 824	Reaction support	1	
0 986 611 837	Special ring spanner	1	
0 986 612 704	Puller sleeve	1	
0 986 612 705	Alignment mandrel	1	
0 986 612 706	Alignment mandrel	1	
0 986 611 923	Set of setting pins	1	
0 986 611 913	Injection advance cover	1	
0 986 611 874	Alignment mandrel	1	
0 986 611 875	Alignment mandrel	1	
0 986 611 911	Alignment mandrel	1	
0 986 611 912	Alignment mandrel	1	
0 986 611 970	Protective cover	1	














BOSCH Nr.	Name	Piece	Picture
0 986 611 873	Device	1	
0 986 611 921	Tool	1	
0 986 612 679	Drill template	1	
0 986 611 959*	Alignment mandrel	1	X







Remark*: not supplied with the tool rack.
A space is provided for it.



Removing and fitting (III)

Tool rack with tools 0 986 614 130
Empty rack 0 986 614 132

BOSCH Nr.	Name	Piece	Picture
0 986 612 707	Retaining device	1	
0 986 612 727	Impact extractor	1	
0 986 612 729	Brush device	1	
0 986 612 734	Rod	1	
0 986 612 741	Setting device	1	
0 986 612 744	Distance holder	1	
0 986 612 769	Locking device	1	
0 986 612 774	Locking pin	1	
0 986 612 775	Locking screw	1	
0 986 612 778	Set of sockets	1	
0 986 612 782	Injector extractor	1	
0 986 612 872	Extracting claw	1	
0 986 611 499	Extraction device	1	

BOSCH Nr.	Name	Piece	Picture
0 986 612 374	Removal tool	1	
0 986 612 885	Threaded adapter	1	
0 986 612 568	Adapter insert	1	
0 986 611 481	Turning device	1	
0 986 611 494	Extraction device	1	X
0 986 613 170	Extraction device	1	X
0 986 612 909*	Rod / Bolt	1 / 6	
0 986 612 917*	Rod / Bolt	1 / 6	



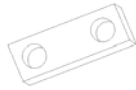



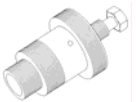




Remark*: not supplied with the tool rack.
A space is provided for it.





A – Pumps (I)


Tool rack with tools
Empty rack

0 986 614 150
0 968 614 152

BOSCH Nr.	Name	Piece	Picture
0 986 611 049	Assembly sleeve	1	
0 986 611 051	Assembly sleeve	1	X
0 986 611 092	Axial play measurement device	1	
0 986 611 139	Feeler gauge	1	
0 986 611 211	Retaining spanner	1	
0 986 611 227	Tappet clamp	6	
0 986 611 237	Piston clamp	1	
0 986 611 246	Puller	1	
0 986 611 298	Tappet clamp (2-part)	1	
0 986 611 324	Hand router	1	
0 986 611 328	Hand router	1	X
0 986 611 478	Reamer	1	
0 986 612 247	Set of open spanners	1	

BOSCH Nr.	Name	Piece	Picture
0 986 612 357	Punch	1	
0 986 611 282*	Axial play- measurement device	1	

Remark*: not supplied with the tool rack.
A space is provided for it.



A – Pumps (II)

Tool rack with tools 0 986 614 160
Empty rack 0 986 614 162






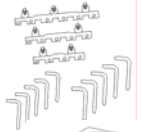




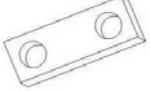



BOSCH Nr.	Name	Piece	Picture
0 986 611 100	Pressure valve filter	1	
0 986 611 214	Screwing jig	1	
0 986 611 402	Pressure valve filter	1	X
0 986 611 471	Tappet holder	1	
0 986 611 616	Distance piece (2-part)	1	
0 986 612 134	Push-off plate	1	
0 986 612 137	Push-off plate	1	X
0 986 612 139	Punch	1	
0 986 611 325	Hand router	1	

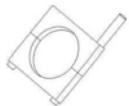


M – Pumps

Tool rack with tools
Empty rack

0 986 614 170
0 986 614 172

BOSCH Nr.	Name	Piece	Picture
0 986 611 329	Hand router	1	
0 986 611 472	Reamer	1	
0 986 611 516	Tappet holder	1	
0 986 611 623	Socket	1	
0 986 611 635	Tool (3-part)	1	
0 986 612 089	Tappet holder device	1	
0 986 612 241	Swaging tool	1	
0 986 612 599	Socket	1	
0 986 612 600	Ball head adjustment device	1	
0 986 611 092*	Axial play measurement device	1	
0 986 611 139*	Feeler gauge	1	
0 986 611 211*	Retaining spanner	1	
0 986 611 237*	Piston clamp	1	
0 986 611 246*	Puller	1	

BOSCH Nr.	Name	Piece	Picture
0 986 611 471*	Tappet holder	1	X
0 986 612 056*	Clamping device	1	

Remark*: not supplied with the tool rack.
A space is provided for it.

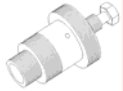















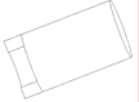
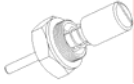
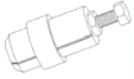






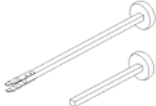
MW - / RW – Pumps

Tool rack with tools
Empty rack


0 986 614 180

0 986 614 182

BOSCH Nr.	Name	Piece	Picture
0 986 611 246	Puller	1	
0 986 611 616	Distance piece (2-part)	1	
0 986 611 653	Tappet holder	3	
0 986 611 660	Separator tube	3	
0 986 611 663	Separator tube	1	
0 986 611 666	Assembly sleeve	1	
0 986 611 667	Assembly sleeve	1	X
0 986 611 668	Extraction device	1	
0 986 611 677	Space plate	1	
986 611 679	Press-in tool	1	
0 986 611 680	Press-in tool	1	
0 986 611 683	Setting device	1	
0 986 611 695	Plug socket	1	
0 986 611 696	Socket wrench complete	1	

BOSCH Nr.	Name	Piece	Picture
0 986 611 733	Tappet holder	4	x
0 986 611 736	Measuring device	1	
0 986 611 745	Assembly tool	1	
0 986 611 746	Blocking device	1	
0 986 611 854	Puller	1	
0 986 612 146	Press-in punch	1	
0 986 612 147	Set of assembly sleeves	1	
0 986 612 148	Set of assembly sleeves	1	
0 986 611 049*	Assembly sleeve	1	
0 986 611 211*	Retaining spanner	1	
0 986 611 275*	Connecting piece	1	
0 986 611 298*	Tappet clamp (2-part)	1	


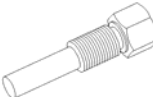
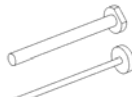

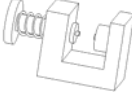






Remark*: not supplied with the tool rack.
A space is provided for it.



Distributor injection pumps (I)

Tool rack with tools 0 986 614 220
Empty rack 0 986 614 222

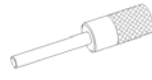


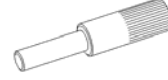
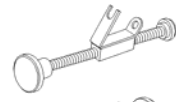



BOSCH Nr.	Name	Piece	Picture
0 986 611 562	Device	1	
0 986 611 750	Three point contact spanner	1	
0 986 611 751	Plug socket	1	
0 986 611 753	Space piece	1	
0 986 611 757	Socket	1	
0 986 611 758	Spanner	1	
0 986 611 759	Measuring device	1	
0 986 611 766	Adjustment tools (2-part)	1	
0 986 611 769	Press-in tools (2-part)	1	
0 986 611 778	Assembly spanner	1	
0 986 611 780	Assembly tools (3-part)	1	
0 986 611 790	Assembly tray	1	
0 986 611 791	Assembly tray	1	


BOSCH Nr.	Name	Piece	Picture
0 986 611 792	Tensioning device	1	
0 986 611 795	Alignment bolt	1	
0 986 611 796	Puller device (2-part)	1	
0 986 611 799	Measuring sleeve	1	
0 986 611 803	Swaging tool	1	
0 986 611 817	Extraction device	1	
0 986 611 821	Extraction device	1	X
0 986 611 848	Clock gauge base	1	
0 986 611 853	Spacer device	1	
0 986 611 859	Press-out and press-in tools	1	
0 986 611 914	Set of measuring devices	1	
0 986 611 905	Set of measuring devices	1	



Distributor injection pumps (II)

Tool rack with tools 0 986 614 230
Empty rack 0 986 614 232

BOSCH Nr.	Name	Piece	Picture
0 986 611 616	Distance piece (2-teilig)	1	
0 986 611 912	Alignment mandrel	1	
0 986 611 913	Injection advance cover	1	
0 986 611 922	Measuring sleeve	1	
0 986 611 945	Stop angle	1	
0 986 611 946	Press-out and press-in tools	1	
0 986 611 953	Press-out and press-in tools	1	
0 986 611 959	Alignment mandrel	1	
0 986 611 966	Adjustment screw	1	
0 986 611 969	Springer tensioner	1	
0 986 611 971	Setting tool	1	
0 986 611 973	Press-in punch	1	
0 986 611 974	Twist drill	1	
0 986 611 975	Force-fit punch	1	













BOSCH Nr.	Name	Piece	Picture
0 986 611 976	Sealing device	1	
0 986 612 487	Drill bush	1	
0 986 612 585	Assembly gauge	1	
0 986 612 605	Socket	1	
0 986 612 690	Stop screw	1	
0 986 611 211*	Retaining screw	-	
0 986 611 292*	Pulling screw	-	
0 986 611 293*	Assembly sleeve	-	




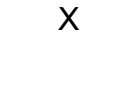
Remark*: not supplied with the tool rack.
A space is provided for it.




P – Pumps (I)

Tool rack with tools 0 986 614 240
 Empty rack 0 986 614 242

BOSCH Nr.	Name	Piece	Picture
0 986 611 049	Assembly sleeve	1	
0 986 611 051	Assembly sleeve	1	X
0 986 611 068	Axial play measurement device	1	
0 986 611 084	Retaining spanner	1	
0 986 611 122	Assembly sleeve	1	
0 986 611 278	Feeler gauge	1	
0 986 611 356	Assembly device	1	
0 986 611 383	Axial play measurement device	1	X
0 986 611 398	Plug socket	1	
0 986 611 399	Feeler gauge	1	
0 986 611 451	Steckschlüssel	1	
0 986 611 452	Ring spanner	1	
0 986 611 613	Tappet holder	12	
0 986 611 627	Assembly device	1	

BOSCH Nr.	Name	Piece	Picture
0 986 612 129	Plug socket	1	X 
0 986 612 397	Puller device	1	
0 986 611 992	Assembly device	1	
0 986 611 246*	Puller	1	
0 986 611 282*	Axial play measurement device	1	X

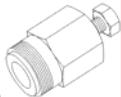

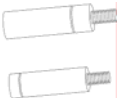



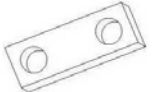


Remark*: not supplied with the tool rack.
A space is provided for it.




P – Pumps (II)

Tool rack with tools
Empty rack

0 986 614 250
0 986 614 252

BOSCH Nr.	Name	Piece	Picture
0 986 611 374	Puller	1	
0 986 611 441	Clamping part	1	
0 986 611 616	Distance piece (2-part)	1	
0 986 611 738	Holder	1	
0 986 612 086	Retaining mandrel Ø5,8mm	1	
0 986 612 087	Retaining mandrel Ø8,5mm	1	
0 986 611 139*	Feeler gauge	1	
0 986 612 119*	Punch	1	X
0 986 612 134*	Push-off plate	1	
0 986 612 136*	Press-on sleeve	1	
0 986 612 137*	Press-on sleeve	1	X


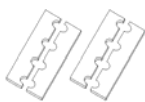




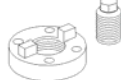



Remark*: not supplied with the tool rack.
A space is provided for it.


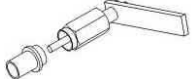
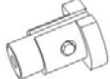


P – Pumps (III)

Tool rack with tools
Empty rack


0 986 614 260
0 986 614 262

BOSCH Nr.	Name	Piece	Picture
0 986 611 676	Support sleeve	1	
0 986 612 060	Assembly sleeve	1	X
0 986 612 061	Spacer plates	4	
0 986 612 064	Press-in tool	1	
0 986 612 065	Tool	1	
0 986 612 066	Tappet holder	12	
0 986 612 071**	Retaining spanner	1	
0 986 612 079	Puller device	1	
0 986 612 085	Assembly sleeve	1	X
0 986 612 106	Support ring	1	
0 986 612 107	Puller device	1	
0 986 612 114	Retaining pin	1	
0 986 612 120	Piston clamp	1	
0 986 612 156	Force-fit punch	1	

BOSCH Nr.	Name	Piece	Picture
0 986 611 298*	Tappet clamp	-	
0 986 611 668*	Extraction device	-	
0 986 612 070*	Punch	-	X
0 986 612 111*	Puller device	-	

Remark*: not supplied with the tool rack.
A space is provided for it.

Remark**: supplied with the tool rack.
There is no space provided for it



P – Pumps (IV)

Tool rack with tools
Empty rack

0 986 614 270

0 986 614 272

BOSCH Nr.	Name	Piece	Picture
0 986 612 072	Assembly device	1	
0 986 612 119	Punch	1	
0 986 612 234	Compensating ring	1	
0 986 612 246	Alignment mandrel	1	
0 986 612 325	Assembly device	1	
0 986 612 354	Press-out sleeve	1	
0 986 612 355	Press-out washer	1	
0 986 612 482	tappet holder	8	
0 986 612 489	Socket	1	
0 986 612 492	Centering punch	1	
0 986 612 493	Guide bush	1	
0 986 612 494	Pres-in tool	1	
0 986 612 495	Set of assembly tools	1	

BOSCH Nr.

Name

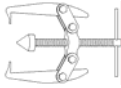
Piece

Picture

0 986 612 498

Puller device

1



0 986 612 505

Puller device (5-part)

1



0 986 612 606

Assembly sleeve

1














CR – CP1

Tool rack with tools
Empty rack

0 986 614 340
0 986 614 342







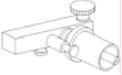






BOSCH Nr.	Name	Piece	Picture
0 986 611 821	Extraction device	1	X
0 986 612 062	Extraction device	1	
0 986 612 200	Press-in tool	1	X
0 986 612 201	Press-in tool	1	X
0 986 612 205	Press-in tool	1	X
0 986 612 397	Extraction device	1	
0 986 612 413	Blind plug	1	
0 986 612 422	Press-in tool parts kit	1	
0 986 612 501	Adjusting screw parts kit	1	
0 986 612 598	Full-size bolts	2	
0 986 612 779	Assembly device	1	
0 986 612 787	Assembly device	1	
0 986 612 801	Spacer sleeve	3	X
0 986 612 806	Mounting flange	1	X

















BOSCH Nr.	Name	Piece	Picture
0 986 612 820	puller device	1	X
0 986 612 884	Assembly sleeve	1	
0 986 612 886	Press-in tool	1	X





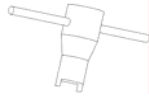



Controller

Tool rack with tools 0 986 614 190
Empty rack 0 986 614 192

BOSCH Nr.	Name	Piece	Picture
0 986 611 085	Puller	1	
0 986 611 108	Tensioning device	1	
0 986 611 275	Connecting piece	1	
0 986 611 376	Plug socket	1	
0 986 611 388	Plug socket	1	
0 986 611 401	Screwdriver insert	1	
0 986 611 436	Measuring device	1	
0 986 611 453	Screwdriver bit	1	
0 986 611 456	Plug socket	1	
0 986 611 475	Plug socket	1	
0 986 611 628	Socket 10 AF and 14 AF	1	
0 986 611 632	Socket 10 AF	1	
0 986 611 746	Blocking device	1	

BOSCH Nr.	Name	Piece	Picture
0 986 611 979	Sealing tool	1	
0 986 612 046	Socket set	1	
0 986 612 049	spanner	1	
0 986 612 053	Assembly device	1	
0 986 612 057	Socket	1	
0 986 612 058	Ring spanner	1	
0 986 612 130	Setting tool	1	
0 986 612 140	Blocking sleeve	1	
0 986 612 202	Socket	1	
0 986 612 229	Assembly plate	1	
0 986 612 230	Device	1	
0 986 612 239	Ring spanner SW 9	1	
0 986 612 240	Setting tool	1	
0 986 612 243	Assembly device	1	
0 986 612 320	Assembly device	1	
0 986 612 584	Hexagonal socket 10 AF	1	

BOSCH Nr.	Name	Piece	Picture
0 986 612 703	Plug socket	1	
0 986 612 784	Socket	1	
0 986 611 042*	Puller	1	
0 986 611 246*	Puller	1	
0 986 611 395*	Plug socket	1	
0 986 611 411*	Plug socket	1	
0 986 611 459*	Plug socket	1	
0 986 612 319*	Assembly device	1	



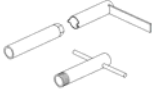









Remark*: not supplied with the tool rack.
A space is provided for it.





Injection advance

Tool rack with tools
Empty rack

0 986 614 200
0 986 614 202

BOSCH Nr.	Name	Piece	Picture
0 986 611 000	Puller	1	
0 986 611 042	Puller	1	
0 986 611 060	Set of assembly tools (3-part)	1	
0 986 611 246	Puller	1	
0 986 611 275	Connecting piece	1	
0 986 611 364*	Strap wrench	1	
0 986 611 400	Screwdriver insert	1	
0 986 611 411	Plug socket	1	
0 986 611 431	Set of assembly tools (3-part)	1	
0 986 611 466	Puller	1	
0 986 611 527	Press-in punch	1	
0 986 611 528	Press-in punch	1	X
0 986 611 529	Assembly sleeve	1	



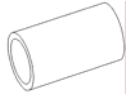
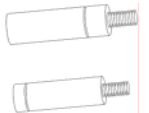


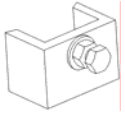



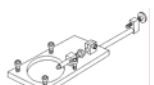
BOSCH Nr.	Name	Piece	Picture
0 986 611 530	Assembly sleeve	1	X
0 986 612 246	Alignment mandrel	1	
0 986 618 229	Puller	1	




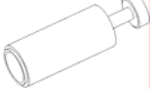
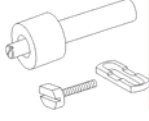



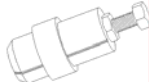
Remark*: supplied with the tool rack.
 There is no space provided for it



VA-Pumps

Tool rack with tools 0 986 614 210
Empty rack 0 986 614 212

BOSCH Nr.	Name	Piece	Picture
0 986 611 290	Assembly sleeve	1	
0 986 611 291	Assembly sleeve	1	X
0 986 611 292	Puller claw	1	
0 986 611 293	Assembly sleeve	1	
0 986 611 616	Distance piece (2-part)	1	
0 986 611 211*	Retaining spanner	1	
0 986 611 531*	Lapping mandrel	1	
0 986 611 532*	Device	1	
0 986 611 535*	Test device	1	
0 986 611 540*	Measuring device	1	
0 986 611 553*	Spring force measurement device	1	
0 986 611 562*	device	1	
0 986 611 595*	Press-in and measuring device	1	

BOSCH Nr.	Name	Piece	Picture
0 986 611 757*	Socket	1	
0 986 611 759*	Measuring device	1	
0 986 611 766*	Adjustment tools (2-part)	1	
0 986 611 769*	Adjustment tools (2- part)	1	
0 986 611 780*	Assembly tools (3- part)	1	
0 986 611 790*	Assembly tray	1	
0 986 611 791*	Assembly tray	1	
0 986 611 817*	Extraction device	1	
0 986 611 821*	Extraction device	1	X
0 986 611 854*	Puller	1	

Remark*: not supplied with the tool rack.
A space is provided for it.






















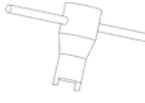
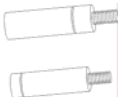
Z (WM) – Pumps

Tool rack with tools
Empty rack

0 986 614 290

0 986 614 292

BOSCH Nr.	Name	Piece	Picture
0 986 611 037	Assembly sleeve	1	
0 986 611 120	Tappet holder	1	
0 986 611 236	Open spanner	1	
0 986 611 242	Tappet clamp	1	
0 986 611 274	Socket	1	
0 986 611 278	Feeler gauge	1	
0 986 611 317	Piston clamp	1	
0 986 611 331	Hand router	1	X
0 986 611 401	Screwdriver insert	1	
0 986 611 406	Valve lifter (M 18x1,5)	1	
0 986 611 742	Screwdriver insert	1	
0 986 612 270	Puller	1	
0 986 612 271	Special tool	1	

BOSCH Nr.	Name	Piece	Picture
0 986 612 272	Assembly tool	1	
0 986 612 273	Base	1	
0 986 612 274	Force-fit punch	1	
0 986 611 068*	Axial play measurement device	-	
0 986 611 084*	Retaining spanner	-	
0 986 611 211*	Retaining spanner	-	
0 986 611 383*	Axial play measurement device	-	X
0 986 611 399*	Feeler gauge	-	
0 986 611 459*	Plug socket	-	
0 986 611 616*	Distance piece (2-part)	-	

Remark*: not supplied with the tool rack.
A space is provided for it.



P 10 – Pumps

Tool rack with tools
Empty rack

0 986 614 330
0 986 614 332

BOSCH Nr.	Name	Piece	Picture
0 986 612 367	Extraction device	1	
0 986 612 376	Disassembly punch	1	
0 986 612 377	Assembly device	1	
0 986 612 384	Assembly device	1	
0 986 612 385	Assembly plate	1	
0 986 612 386	Assembly device	1	
0 986 612 387	Assembly device	1	
0 986 612 388	Setting gauge	1	
0 986 612 391	Assembly mandrel	1	
0 986 611 393	Press-in ring	1	
0 986 611 394	Press-in tool	1	
0 986 612 405	Puller device	1	
0 986 612 408	Angle of rotation measuring device	1	

BOSCH Nr.

Name

Piece

Picture

0 986 612 409

Piston clamp

1



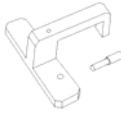
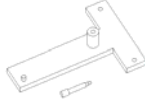
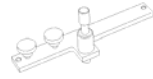

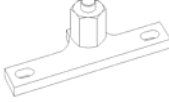

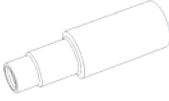
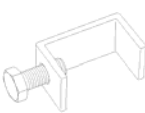

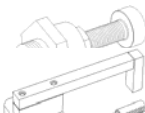

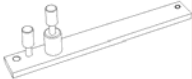





EDC

Tool rack with tools
Empty rack

0 986 614 400

0 986 614 402

BOSCH Nr.	Name	Piece	Picture
0 986 612 301	Setting gauge	1	
0 986 612 308	Alignment gauge	1	
0 986 612 590	Assembly gauge	1	
0 986 612 598	Full-size bolts	1	
0 986 612 601	Retaining device	1	
0 986 612 620	Setting device	1	
0 986 612 639	Assembly device	1	
0 986 612 640	Disassembly sleeve	1	
0 986 612 643	Assembly spanner	1	
0 986 611 657	Measuring device	1	
0 986 611 664	Setting gauge	1	
0 986 612 669	Alignment gauge	1	
0 986 612 675	Retaining place (ancillary parts)	1	

BOSCH Nr.	Name	Piece	Picture
0 986 612 676	Cover	1	
0 986 618 245	Puller device	1	




H/R/M

Tool rack with tools
Empty rack

0 986 614 415
0 986 614 417

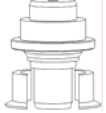
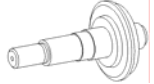



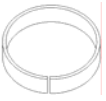


BOSCH Nr.	Name	Piece	Picture
0 986 612 630	Puller device	1	
0 986 612 636	Angle retainer	1	
0 986 612 646	Adaptor	1	
0 986 612 648	Press-out punch	1	
0 986 612 649	Clamping device	1	
0 986 612 653	Connection flange	1	
0 986 612 655	Press-in tool	1	
0 986 612 659	Press-in tool	1	
0 986 612 660	Press-out punch	1	



Starter motors (I)

Tool rack with tools
Empty rack

0 986 617 010
0 986 617 012

BOSCH Nr.	Name	Piece	Picture
0 986 617 101	Press-out and press-in tools	1	
0 986 617 185	Press-in device	1	
0 986 617 190	Press-out and press-in punch	1	
0 986 617 198	Assembly spanner	1	
0 986 617 224	Pressure piece	1	
0 986 617 232	Clamping device	1	
0 986 617 257	Plug socket	1	
0 986 617 206	Torque dynamometer	1	
0 986 619 192	Spring balance	1	X
0 986 619 201	Spring balance	1	X


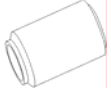









Starter motors (II)

Tool rack with tools
Empty rack

0 986 617 030

0 986 617 032

BOSCH Nr.	Name	Piece	Picture
0 986 617 105	Measurement mandrel	1	
0 986 617 106	Spring washer with press-on punch	1	X
0 986 617 112	Assembly sleeve	1	
0 986 617 165	Measurement mandrel	1	X
0 986 617 183	Press-in punch	1	X
0 986 617 184	Scarper	1	
0 986 617 188	Measurement mandrel	1	X
0 986 617 193	Torque dynamometer	1	
0 986 617 203	Device	1	
0 986 617 212	Spring washer with press-on punch	1	
0 986 617 243	Extraction device	1	
0 986 617 246	Arm	1	
0 986 617 250	Arm	1	X
0 986 617 251	Arm	1	X








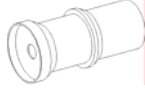


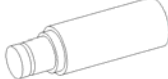


BOSCH Nr.	Name	Piece	Picture
0 986 617 252	Arm	1	X
0 986 617 253	Arm	1	X
0 986 617 256	Stamp	1	








Starter motors (III)

Tool rack with tools
Empty rack

0 986 617 040
0 986 617 042

BOSCH Nr.	Name	Piece	Picture
0 986 617 128	Press-out punch	1	
0 986 617 129	Press-out and press-in punch	1	
0 986 617 130	Press-in punch	1	
0 986 617 131	Press-in punch	1	
0 986 617 132	Tensioning device	1	
0 986 617 136	Bearing bush	1	
0 986 617 138	Assembly foot	1	
0 986 617 139	Tool	1	
0 986 617 140	Tool	1	
0 986 617 141	Tool	1	
0 986 617 142	Tool	1	X
0 986 617 143	Press-in punch	1	
0 986 617 144	Press-in punch	1	
0 986 617 145	Tool	1	

BOSCH Nr.	Name	Piece	Picture
0 986 617 146	Punch	1	
0 986 617 147	Punch	1	
0 986 617 148	Punch	1	
0 986 617 149	Punch	1	
0 986 617 260	Puller tool	1	


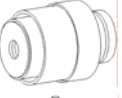
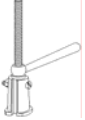
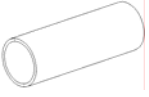






Alternators

Tool rack with tools
Empty rack

0 986 618 010
0 986 618 012

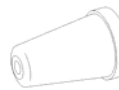


BOSCH Nr.	Name	Piece	Picture
0 986 618 100	Press-out and press-in punch	1	
0 986 618 101	Set of tools (4-part)	1	
0 986 618 107	Universal holding device	1	
0 986 618 114	Puller tool	1	
0 986 618 116	Clamping tool	1	
0 986 618 121	Puller tool	1	
0 986 618 124	Gripper plug	1	
0 986 618 125	Press-in punch	1	
0 986 618 126	Press-on punch	1	
0 986 618 127*	Press-on ring	1	
0 986 618 128	Bolt	1	
0 986 618 129	Press-out and washer punches	1	
0 986 618 130	Collection and washer punch	1	
0 986 618 131	Riveting tool (2-part)	1	



BOSCH Nr.	Name	Piece	Picture
0 986 618 134	Press-on sleeve	1	
0 986 618 135	Press-in punch	1	
0 986 618 136	Puller tool	1	
0 986 618 139	Press-on sleeve	1	
0 986 618 178	Set of tool	1	
0 986 618 000	Assembly tool	1	X
0 986 619 396	Assembly tool	1	
0 986 618 152	Socket AF 24	1	
0 986 618 153	Socket AF 22	1	
0 986 618 162	Press-in tool	1	X

Remark*: supplied with the tool rack.
There is no space provided for it

Bearing pullers / crowns

Tool rack with tools 0 986 619 010
 Empty rack 0 986 619 012

BOSCH Nr.	Name	Piece	Picture
0 986 619 214	Puller crown internal Ø 40,5 mm	1	
0 986 619 215	Puller crown internal Ø 48,0 mm	1	X
0 986 619 216	Puller crown internal 53,0 mm	1	X
0 986 619 217	Puller crown internal -Ø 62,0 mm	1	X
0 986 619 220	Puller arm Ø 12,9 mm	1	
0 986 619 225	Puller arm Ø 16,8 mm	1	
0 986 619 228	Puller arm Ø 19,2 mm	1	X
0 986 619 231	Puller arm Ø 22,7 mm	1	X
0 986 619 233	Puller arm Ø 24,8 mm	1	X
0 986 619 236	Puller arm Ø 28,9 mm	1	X
0 986 619 238	Puller arm Ø 33,2 mm	1	X
0 986 619 240	Puller arm Ø 35,4 mm	1	X
0 986 619 242	Puller arm Ø 36,3 mm	1	X
0 986 619 244	Puller arm Ø 37,5 mm	1	X

BOSCH Nr.	Name	Piece	Picture
0 986 619 246	Puller arm Ø 39,0 mm	1	X
0 986 619 248	Puller arm Ø 44,1 mm	1	X
0 986 619 250	Tensioning device	1	
0 986 619 253*	Puller arm Ø 17,8 mm	1	
0 986 619 255*	Puller arm Ø 31,5 mm	1	X
0 986 619 257*	Puller arm Ø 41,7 mm	1	X

Remark*: not supplied with the tool rack.
A space is provided for it.